



照片上載詳情

Photos upload details

(自在組、寵愛組、戀愛組、親親組參加者
Leisure, Run with Pet, Couples, and Family
Categories)



成績上載 Result Upload

自在組及寵愛組參加者、戀愛組及親親組負責為組合報名之參加者將會收到附上編輯碼之電郵。使用編輯碼在成績上載頁登入上載照片。
按電郵的連結登入, 或到 <https://raceresults.com.hk/event/203/addressult> 並輸入edit code

Participant of Leisure category, and Run with Pet Category, team leader (participant register for the team on behalf) of couples category, and family category will receive edit code for photos upload. Please use edit code to login and upload photos.

Click the link in the email to login, or go to <https://raceresults.com.hk/event/203/addressult> and enter the edit code

RACE TIMING SOLUTIONS

Discipline
Run

Hours
00

Minutes
00

Seconds
00


Insert link to external timing device (ie. Strava, Garmin)

Type your edit code

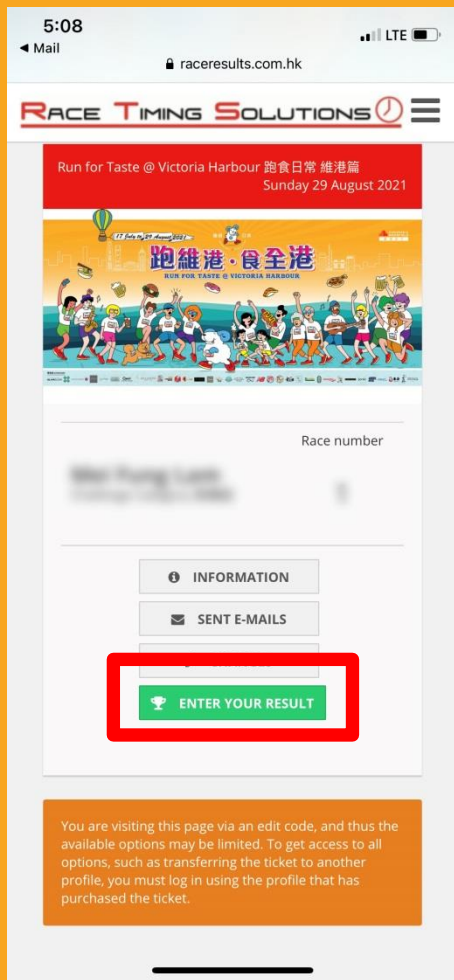
Log in with your edit code to enter results. Find it on your receipt or log in with your profile.

Edit code

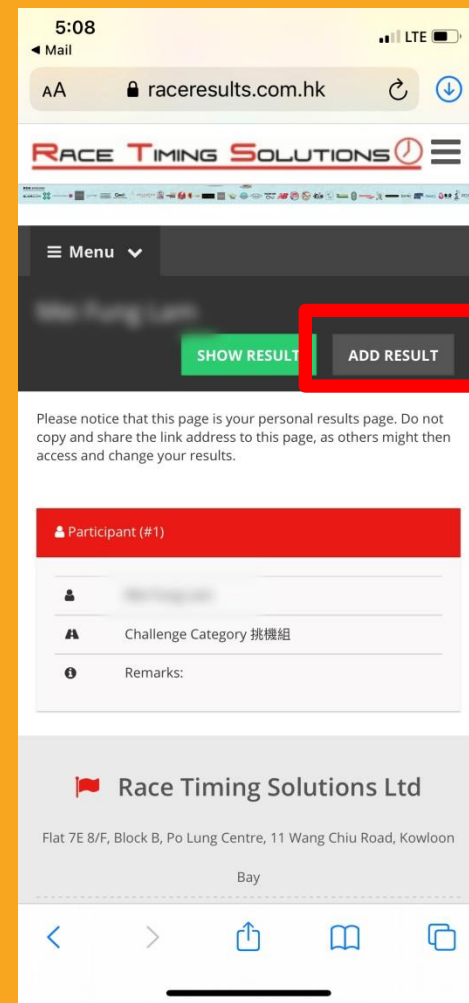
LOG IN



使用編輯碼edit code登入
Login by using edit code



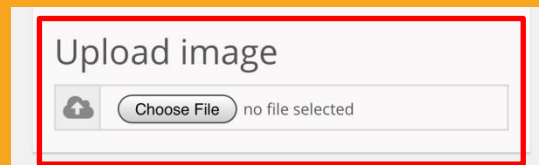
按“ENTER YOUR RESULT”
Click “ENTER YOUR RESULT”



再按“ADD RESULT”
Click “ADD RESULT”



加入照片並上傳
Add photos, and upload



參加者需在14個指定打卡位中其中4個拍照（見號碼布）上載照片。
隊長會負責代表團隊提交團隊成績。

Participant need to takes picture on any 4 out of 14 photo check points
(number bib shown) and upload the photos. Team leaders should take
responsibility for results submission on behalf of teams.